

Open Access:
Green, Gold, Gratis, Libre, North, South
How To Get There

Stevan Harnad

Chaire de recherche du Canada en sciences,

Professeur de psychologie

Université du Québec à Montréal

& Electronics and Computer Science University of
Southampton

5BOAC Belgrade 18 May 2010

What is open access?

Open Access is

- free
- immediate
- permanent
- on-line access

to peer-reviewed research journal articles

OA: Gratis & Libre

- Gratis: free online access
- Libre: free online access + certain re-use rights (e.g., CC-BY)

OA: North & South

- OA benefits access-denied users
- OA benefits impact-denied authors
- OA benefits access-restricted research progress

OA: the **Green** road and the **Gold** road

- **OA Self-Archiving**
- **OA Journal Publishing**

Limited Access: Limited Research Impact

12-18 Months


Impact cycle begins:
Research is done



Researchers write pre-refereeing "Pre-Print"



Submitted to Journal



Pre-Print reviewed by Peer Experts – "Peer-Review"

Pre-Print revised by article's Authors

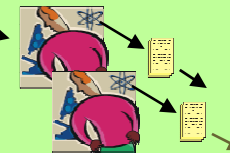
Refereed "Post-Print"
Accepted, Certified, Published by Journal



Researchers can access the Post-Print if their university has a subscription to the Journal



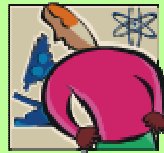
New impact cycles:
New research builds on existing research



Maximized Research Access and Impact Through Self-Archiving

12-18 Months

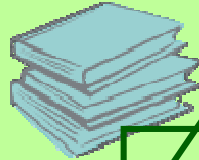
Impact cycle begins:



Researchers write pre-refereeing "Pre-Print"



Submitted to Journal




Pre-Print reviewed by Peer Experts – "Peer-Review"



Pre-Print revised by article's Authors

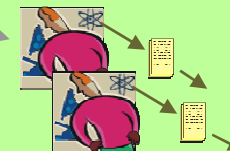
Refereed "Post-Print" Accepted, Certified, Published by Journal



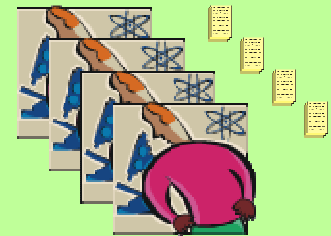
Researchers can access the Post-Print if their university has a subscription to the Journal




New impact cycles:
New research builds on existing research



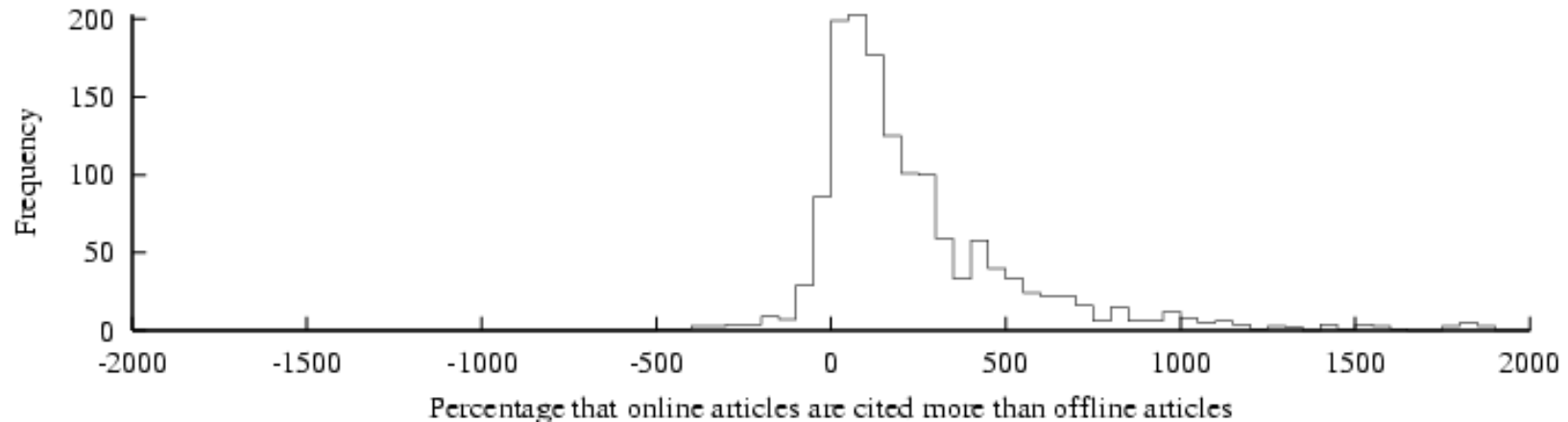
More impact cycles:



Post-Print is self-archived in University's Eprint Archive



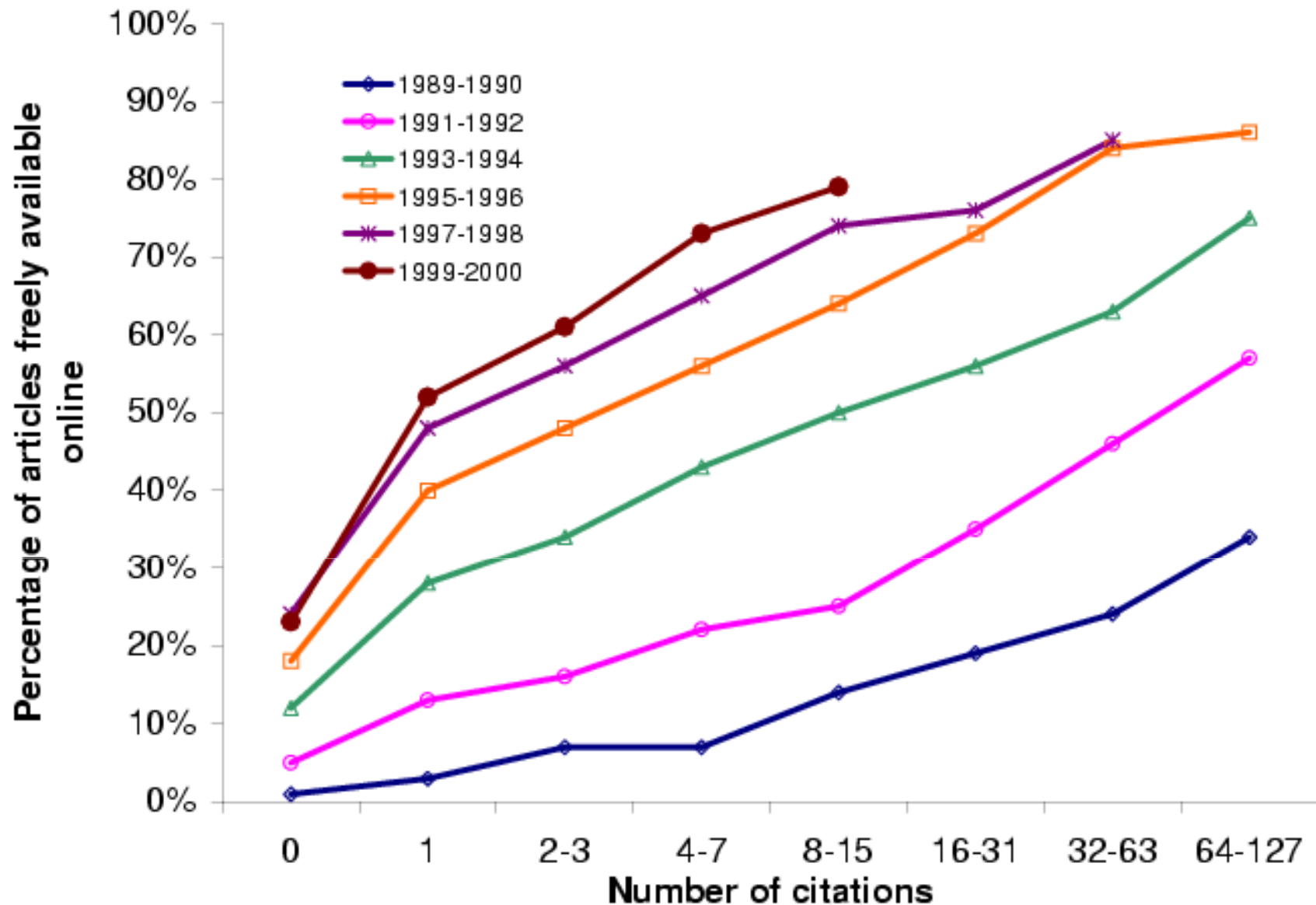
“*Online or Invisible?*” (Lawrence 2001)



“average of 336% more citations to online articles compared to offline articles published in the same venue”

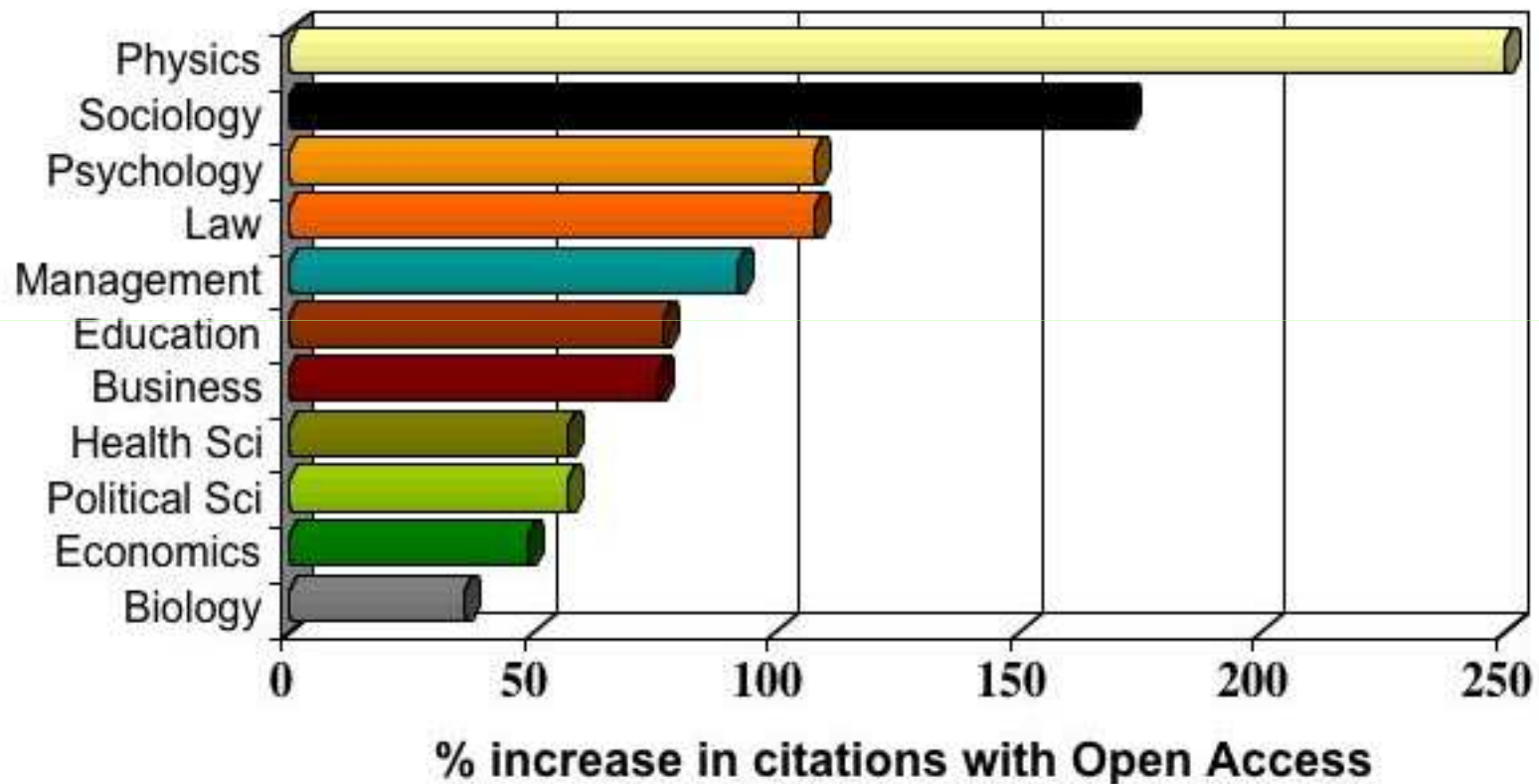
Lawrence, S. (2001) Free online availability substantially increases a paper's impact Nature 411 (6837): 521.

<http://www.neci.nec.com/~lawrence/papers/online-nature01/>



Lawrence (2001) findings for computer science conference papers. More OA every year for all citation levels; higher with higher citation levels

Open Access increases citations



Range = 36%-200%

(Data: Brody & Harnad 2004; Hajjem et al. 2005)

RAE 2001

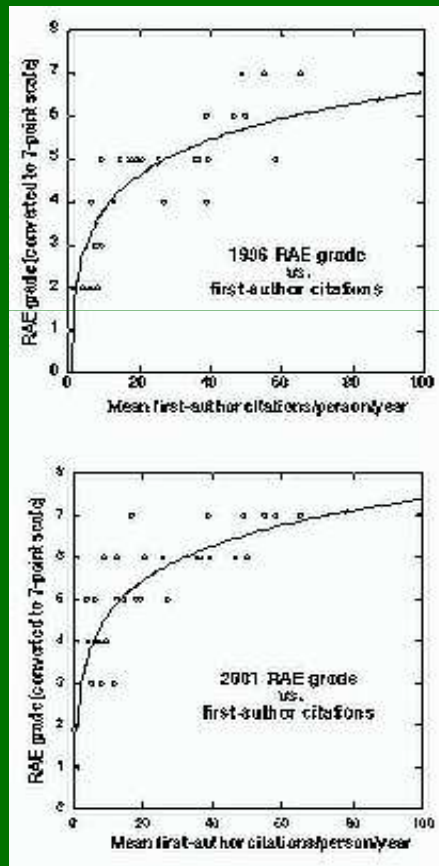
Rankings for

Psychology

	2001 Rating	Proportion of Staff Selected	Category A and A* Research Active Staff (FTE)
Birkbeck College	5	B	18.7
University of Birmingham	5*	C	28.7
Bolton Institute of Higher Education	3b	D	12.0
University of Bristol	5*	A	28.3
Brunel University	4	B	15.0
University of Cambridge	5*	A	27.5
University of Central Lancashire	3a	E	9.2
City University	4	A	16.0
Coventry University	2	D	11.0
University of Derby	3a	C	13.5
University of Durham	5	A	24.0
University of East London	3a	C	18.5
University of Essex	5	A	19.0
University of Exeter	5	B	18.5
Goldsmiths College	4	A	24.0
University of Greenwich	3b	C	11.0
University of Hertfordshire	4	B	17.8
University of Hull	3a	C	16.5
Keele University	4	B	15.0
University of Kent at Canterbury	4	B	16.0
King Alfred's College, Winchester	2	B	6.0
Lancaster University	5	A	23.0
University of Leeds	5	C	24.1
University of Leicester	4	B	27.0
University of Lincoln	2	D	10.0
University of Liverpool	4	C	21.0
Liverpool Hope	2	D	7.2
London Guildhall University	3b	D	12.0
Loughborough University	4	B	14.3
University of Luton	2	E	6.0
University of Manchester	5	B	20.0
Manchester Metropolitan University	3a	D	10.5
Middlesex University	3a	D	13.5
University of Newcastle	5*	C	15.0
University of Northumbria at Newcastle	4	D	9.1
University of Nottingham	5	A	25.0
Nottingham Trent University	3a	C	10.7
Open University	4	D	12.0
University of Oxford	5*	A	36.6
Oxford Brookes University	3a	C	10.0
University of Plymouth	5	C	17.4
University of Portsmouth	3a	D	13.4
University of Reading	5*	B	20.0
Royal Holloway, University of London	5	A	20.4
University of Sheffield	5	A	36.4
Sheffield Hallam University	3b	C	10.0
University of Southampton	5	A	29.0
Staffordshire University	3a	D	9.0
University of Sunderland	3b	D	13.0
University of Surrey	5	A	25.0
University of Surrey Roehampton	3a	E	7.0
University of Sussex	5	A	12.0
Thames Valley University	1	C	4.7
University College London	5*	B	50.0
University of Warwick	5	B	15.0
University of Westminster	3a	D	11.0
University of Wolverhampton	3b	D	11.0
University College Worcester	2	D	7.0
University of York	5*	A	21.0

SBOAC Belgrade 18 May 2010

Research Assessment, Research Funding, and Citation Impact



“Correlation between RAE ratings and mean departmental citations +0.91 (1996) +0.86 (2001) (Psychology)”

“RAE and citation counting measure broadly the same thing”

“Citation counting is both more cost-effective and more transparent”

(Eysenck & Smith 2002)

<http://psyserver.pc.rhbnc.ac.uk/citations.pdf>

There are plenty of repositories

repository 66

Repository66.org Repository Map

Hide information bar

Platform: All (1525) Country: All (1525) Registered between January 1990 and May 2010 filter results show all

Map Satellite Hybrid

Information bar

- DSpace (524)
- EPrints (294)
- BEPress (92)
- ETD-db (38)
- OPUS (27)
- Fedora (24)
- OpenRepository (14)
- Other repository (512) (Show all)

[Normal icons](#) | [Repository size icons](#)

There are **22,558,492** items held in the 1525 repositories on this map.

Download a map for [Google Earth](#):
>> [Google Earth map](#) <<

Data provided by: [ROAR](#) & [OpenDOAR](#)

Copyright 2010 [Stuart Lewis](#).

- [About the maps](#) -
- [Read the Repository map mashup blog](#) -
- [Incorrect or missing repository location?](#) -

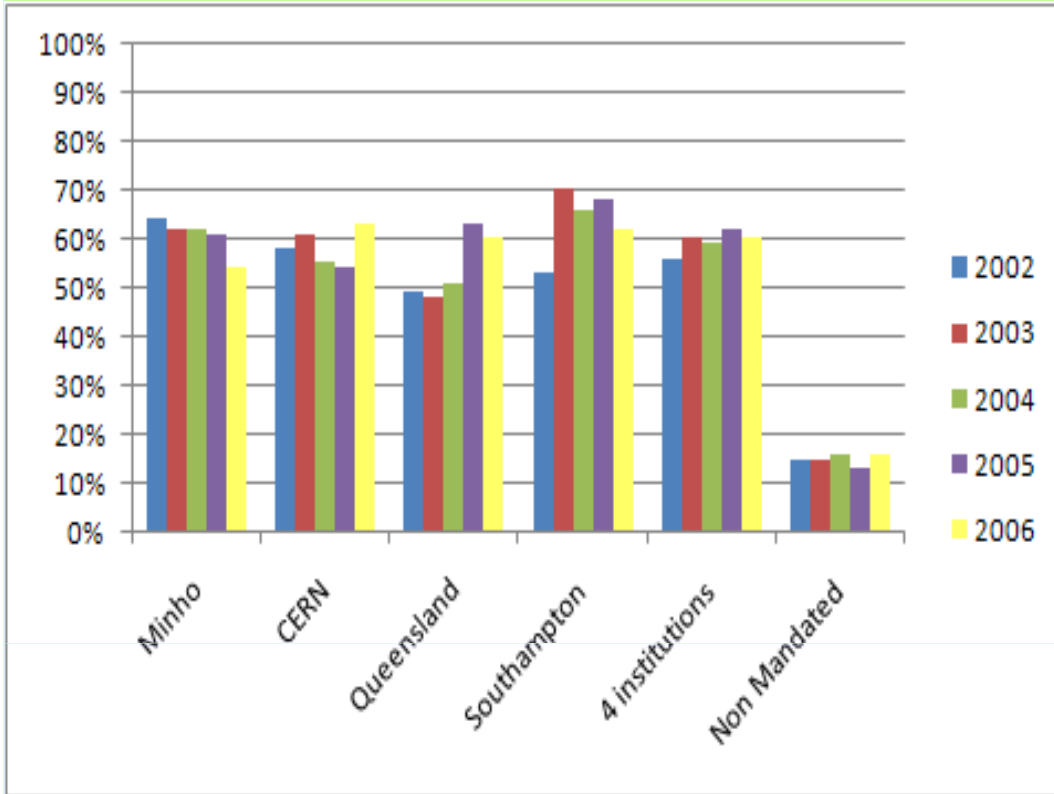
Data last harvested: 10-Apr-2010 22:00

POWERED BY Google

POWERED BY Kingway, LeadDog Consulting, MapData Sciences Pty Ltd, MapIT, MapLink, Mapa GISrael, Mapabc, ORION-ME, PPWK, Tele Atlas, Transnavicom, ZENRIN - [Terms of Use](#)

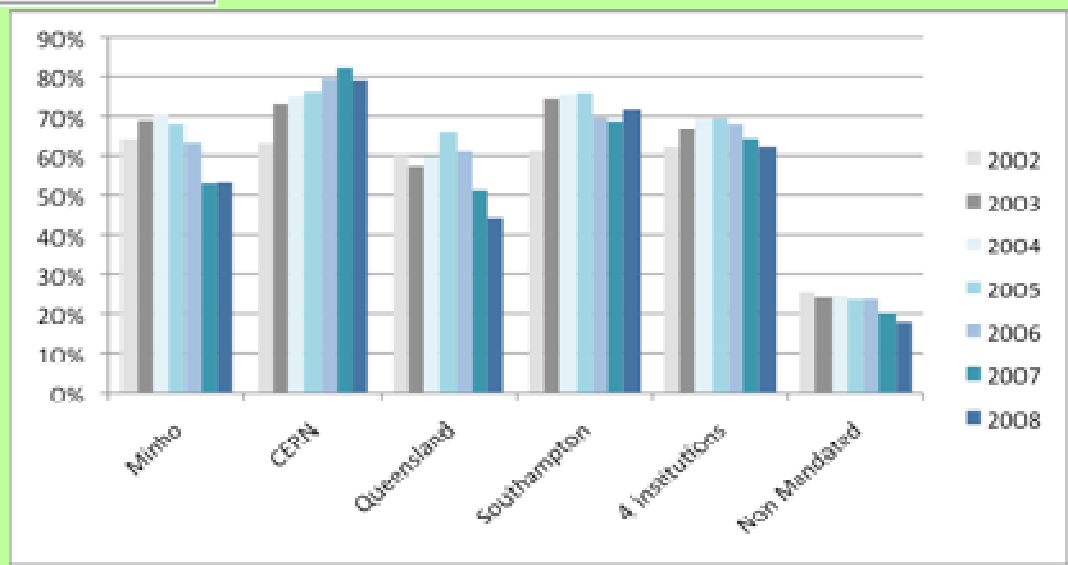
5BOAC Belgrade 18 May 2010

But almost all of them are almost-empty of OA's target content (5-25%)

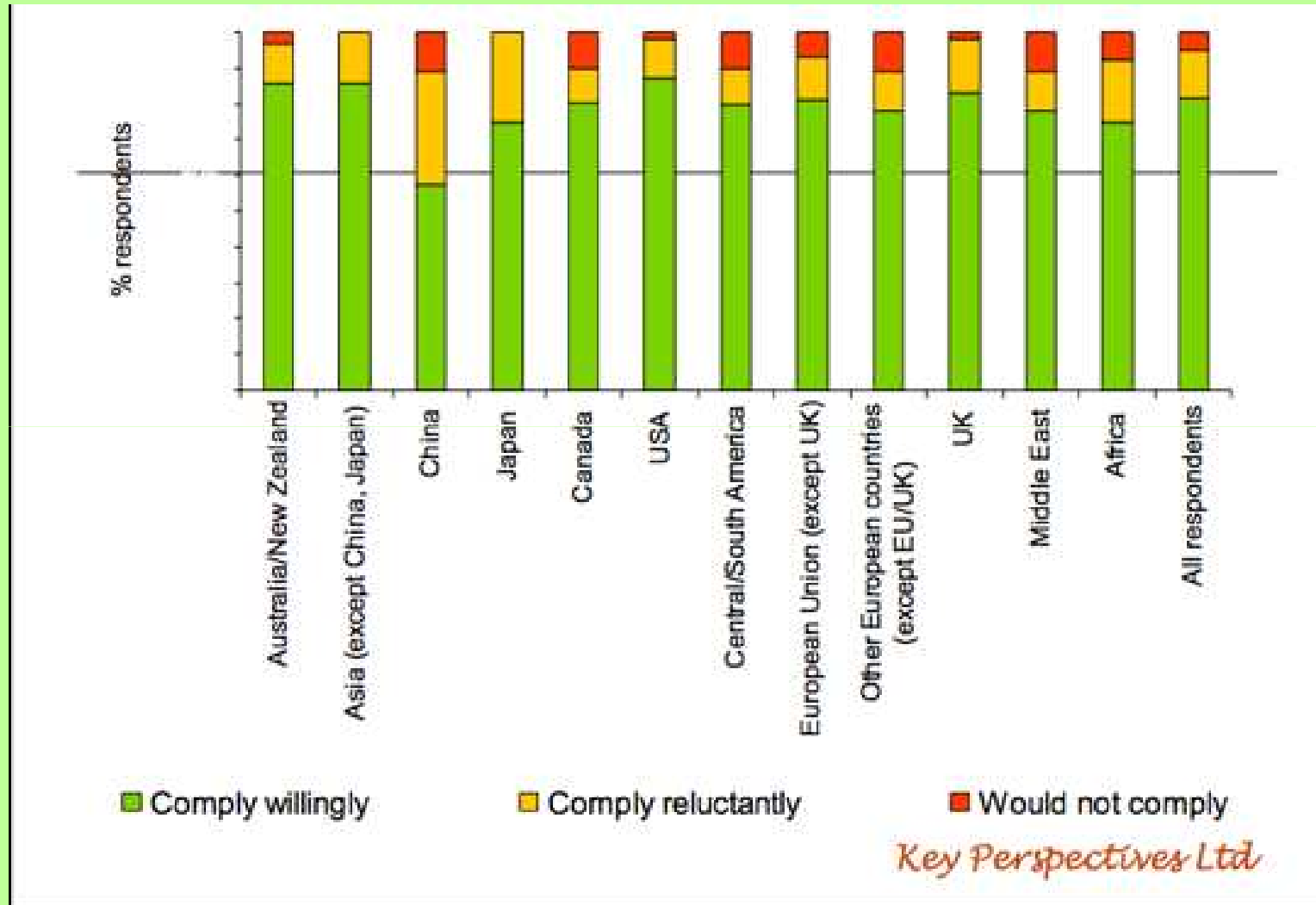


2002-2006

2002-2008



Author Surveys (Alma Swan)

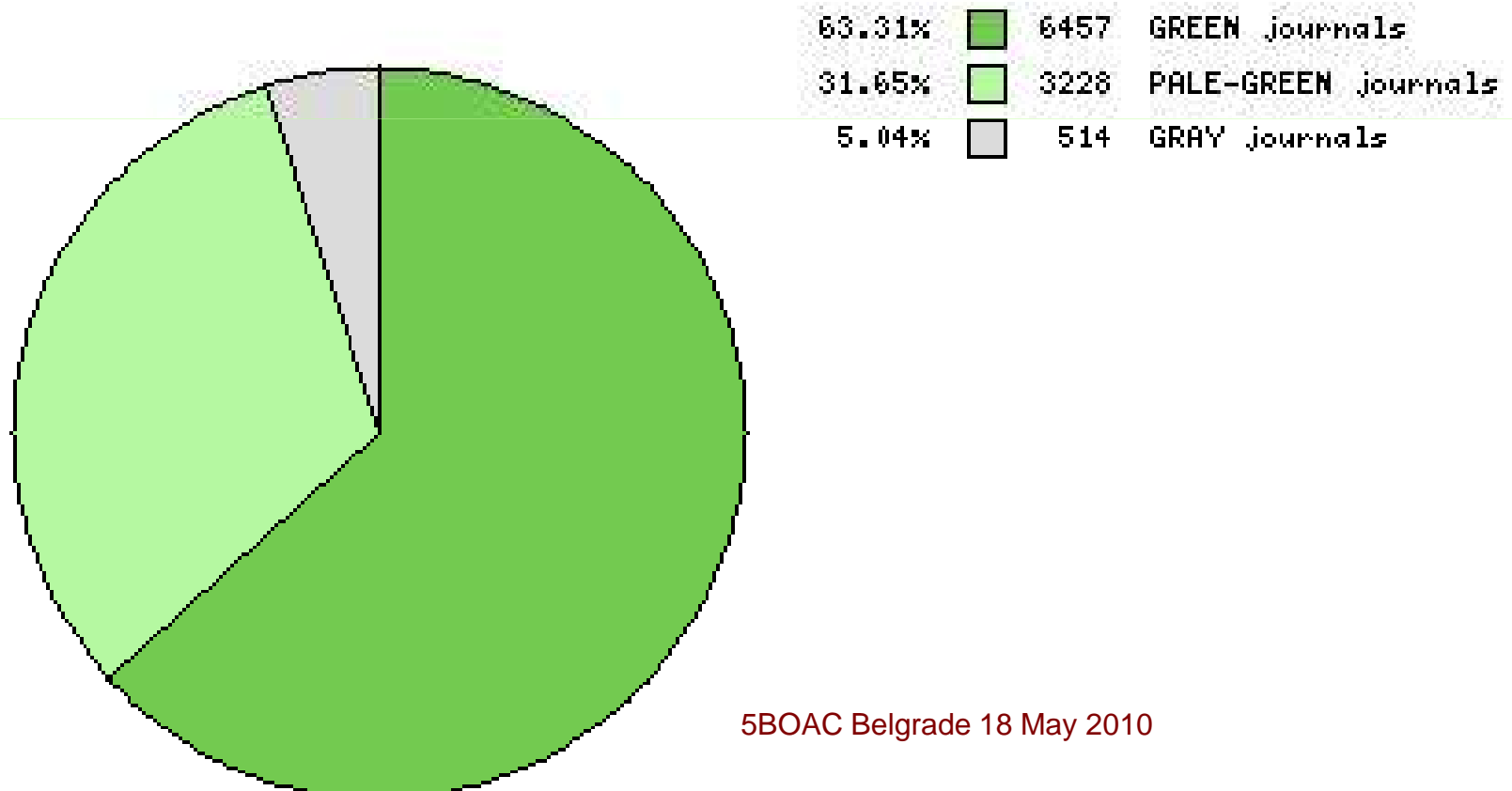


Journal Policies - Summary Statistics So Far

Current Journal Tally: 95% Green!

FULL-GREEN = Postprint, PALE-GREEN = Preprint, GRAY = neither yet

Total number of publishers registered at ROMEO to date: 414



ROARMAP

[Home](#) [About](#) [Browse by Country](#) [Browse by Type](#)

[Login](#) | [Create Account/Register Policy](#)

[Search](#)
[Advanced Search](#)

ROARMAP: Registry of Open Access Repositories Mandatory Archiving Policies

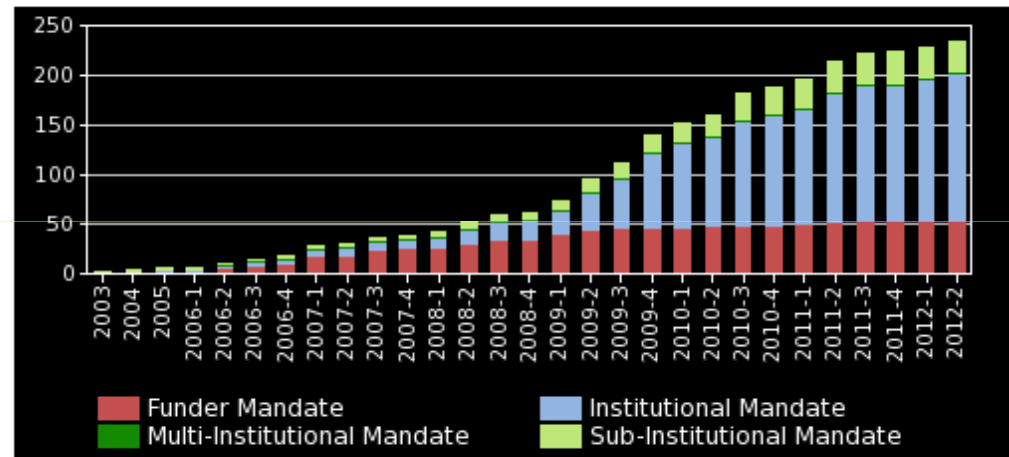
[Atom](#) [RSS 1.0](#) [RSS 2.0](#)

[Register your Institutional Open Access Mandate](#)
[HERE](#)

(Please also register your Institutional Repository in [ROAR](#) if not yet registered)

Total Mandates to Date (by type)

Institutional Mandates (145)	Proposed Institutional Mandates (4)
Sub-Institutional Mandates (33)	Proposed Sub-Institutional Mandates (3)
Multi-Institutional Mandates (1)	Proposed Multi-Institutional Mandates (5)
Funder Mandates (52)	Proposed Funder Mandates (7)
Thesis Mandates (92)	



Benefit/Cost comparisons for the UK

(GBP millions over 20 years and benefit/cost ratio)

Transitional Model	Benefits			Benefit / Cost Ratio
	Costs	Savings	Increased returns	
Scenario (UK Unilateral OA)				
OA Publishing in HE	1,787	2,990	615	2.0
OA Repositories in HE (Green OA)	189	67	615	3.6
OA Repositories in HE (Overlay Services)	1,558	2,990	615	2.3
OA Publishing Nationally	2,079	3,479	850	2.1
OA Repositories Nationally (Green OA)	237	96	850	4.0
OA Repositories Nationally (Overlay Services)	1,831	3,479	850	2.4
Scenario (Worldwide OA)				
OA Publishing in HE	1,787	5,198	615	3.3
OA Repositories in HE (Green OA)	189	786	615	7.4
OA Repositories in HE (Overlay Services)	1,558	5,198	615	3.7
OA Publishing Nationally	2,079	6,054	850	3.3
OA Repositories Nationally (Green OA)	237	1,132	850	8.3
OA Repositories Nationally (Overlay Services)	1,831	6,054	850	3.8

Note: Compares Open Access alternatives against subscription publishing of national outputs, with costs, savings and increased returns expressed in Net Present Value over 20 years (GBP millions). Returns are to public sector and higher education R&D spending. HE = Higher Education.

5BOAC Belgrade 18 May 2010

Current status quo

- Institutional funds for publication locked into journal subscriptions
- Journals needed most by users cannot be cancelled
- Journals institution cannot afford, users cannot access
- Users lose access, authors lose impact, research loses progress – North & South
- Paying for **Gold OA** today is paying double while still paying for subscriptions

Transition scenario

1. **Self-archiving mandated (by institutions and research funders)**
2. **100% Green OA**
3. Institutions cancel journal subscriptions
4. No more print or online version
5. Archiving and access provision by global network of institutional repositories
6. Journals convert to **Gold OA**
7. Subscription funds freed to pay for **Gold OA**

Harnad, S. (2007) The Green Road to Open Access: A Leveraged Transition. In: Anna Gacs. The Culture of Periodicals from the Perspective of the Electronic Age. L'Harmattan. 99-106.
<http://eprints.ecs.soton.ac.uk/13309/>

Harnad, S. (2010) The Immediate Practical Implication of the Houghton Report: Provide Green Open Access Now. Prometheus, 28 (1). pp. 55-59. <http://eprints.ecs.soton.ac.uk/18514>

Harnad, S. (2010) No-Fault Peer Review Charges: The Price of Selectivity Need Not Be Access Denied or Delayed. D-Lib Magazine 16 (7/8). <http://eprints.ecs.soton.ac.uk/21348/>

Harnad, S. (2011) Gold Open Access Publishing Must Not Be Allowed to Retard the Progress of Green Open Access Self-Archiving. Logos: The Journal of the World Book Community. 21(3-4): 86-93 <http://eprints.ecs.soton.ac.uk/21818/>

Harnad, S. (2011) Open Access to Research: Changing Researcher Behavior Through University and Funder Mandates. JEDEM Journal of Democracy and Open Government 3 (1): 33-41.
<http://eprints.ecs.soton.ac.uk/22401/>

Sale, A., Couture, M., Rodrigues, E., Carr, L. and Harnad, S. (2012) Open Access Mandates and the "Fair Dealing" Button. In: Dynamic Fair Dealing: Creating Canadian Culture Online (Rosemary J. Coombe & Darren Wershler, Eds.) <http://eprints.ecs.soton.ac.uk/18511/>

МНОГО ХВАЛА!